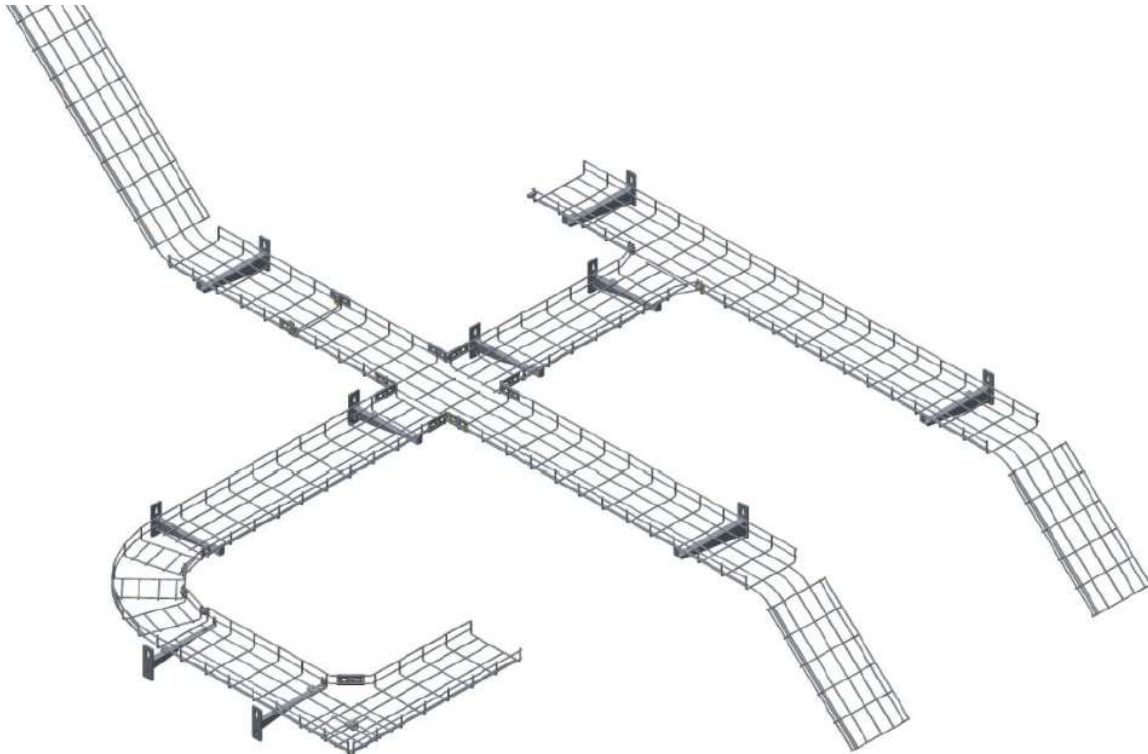


PRODUCT ENVIRONMENT PROFILE

DEFEM-Mesh cable tray



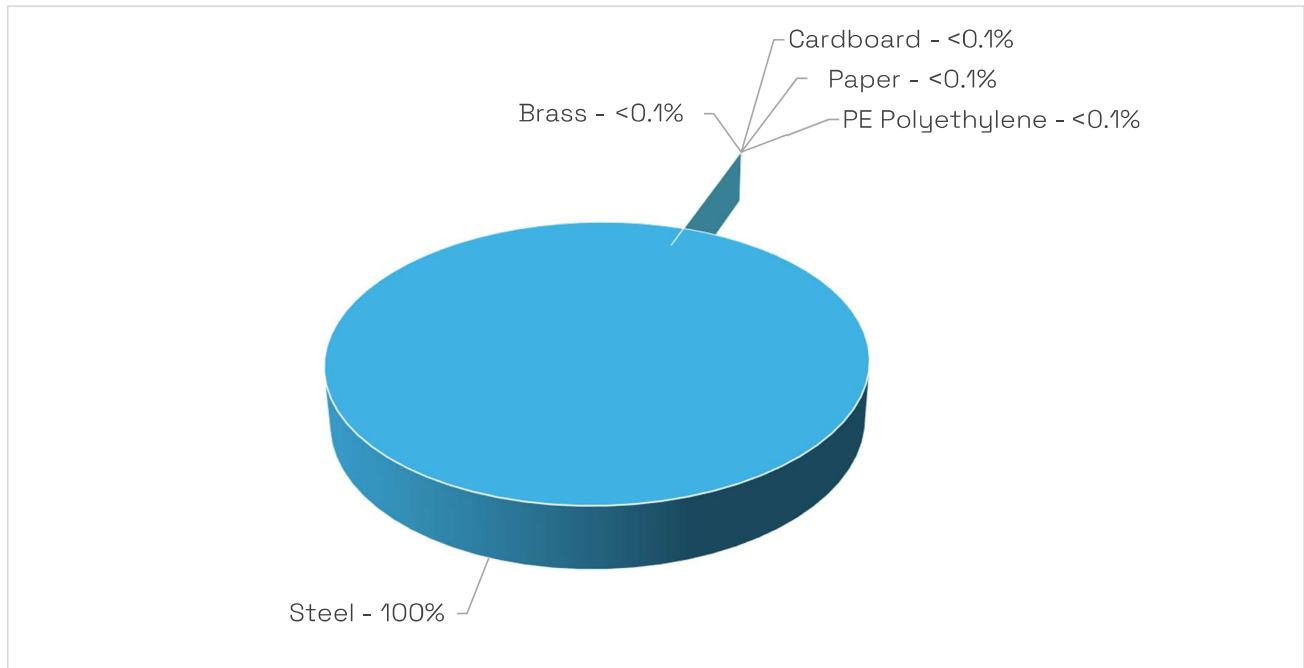


General information

Representative product	DEFEM MESH TRAY - 1149102, 1149156, 1149253, 1149180, 1149123, 1149155, 1149184
Description of the product	The main function of DEFEM mesh tray is to act as complete cable support system for the routing of power, data, and control cables in light-, medium- and heavy-duty commercial buildings, industrial and OEM applications.
Functional unit	Support the wiring along 1 meter for a reference lifetime of 20 years. The Mesh tray system, capable of supporting a load of 73 kg per 1 meter on a span of 1.5 m, includes the profile and cable management and support accessories typical of standard use according to IEC61537 standard.

Constituent materials

Reference product mass	4905g, including the product, its packaging and additional elements, and accessories.
-------------------------------	---



Plastics	0.0%
Metals	100%
Others	0.0%

Substance assessment

Products of this range are designed in conformity with the requirements of the RoHS directive (European Directive 2011/65/EU of 8 June 2011) and do not contain, or only contain in the authorised proportions, lead, mercury, cadmium, hexavalent chromium, or flame retardants (polybrominated biphenyls - PBB, polybrominated diphenyl ethers - PBDE) as mentioned in the Directive

As the products of the range are designed in accordance with the RoHS Directive (European Directive 2002/95/EC of 27 January 2003), they can be incorporated without any restriction in an assembly or an installation subject to this Directive.



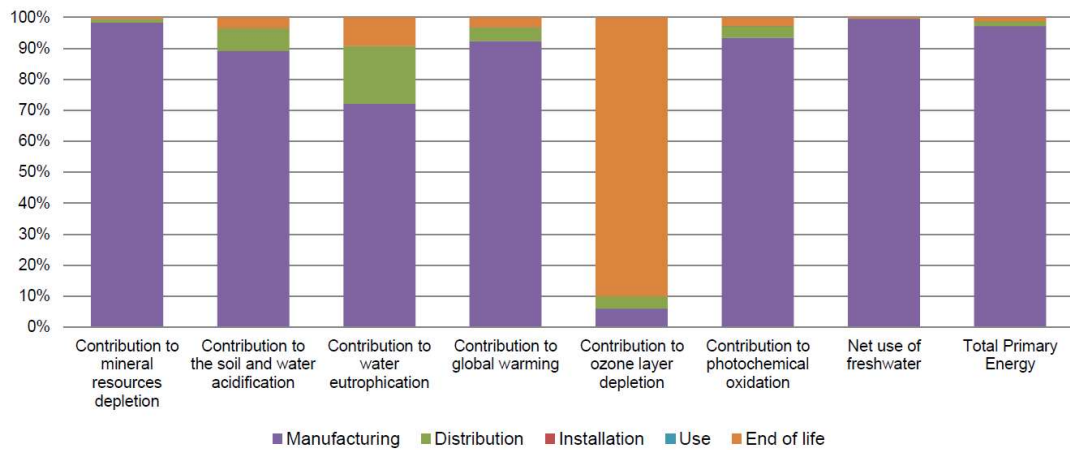
Additional environmental information

The DEFEM MESH TRAY presents the following relevant environmental aspects	
Manufacturing	Manufactured at a Wbe group production site ISO14001 certified
Distribution	Weight and volume of the packaging optimized, based on the European Union's packaging directive Packaging weight is 1.3 g, consisting of cardboard (86.12%), PE film (12.78%), paper (1.1%) Product distribution optimized by setting up local distribution centers
Installation	The product does not require special installation procedure and requires little to no energy to install. The disposal of the packaging materials is accounted during the installation phase (including transport to disposal).
Use	The product does not require special maintenance operations.
End of life	End of life optimized to decrease the amount of waste and allow recovery of the product components and materials No special end-of-life treatment required. According to countries' practices this product can enter the usual end-of-life treatment process. Recyclability potential: 94% Based on "ECO'DEEE recyclability and recoverability calculation method" (version V1, 20 Sep. 2008 presented to the French Agency for Environment and Energy Management: ADEME).

Environmental impacts

Reference life time	20 years			
Product category	Unequipped enclosures and cabinets			
Installation elements	No special components needed			
Use scenario	Non applicable for unequipped enclosures and cabinets			
Geographical representativeness	Nordic countries			
Technological representativeness	The main function of DEFEM mesh tray is to act as complete cable support system for the routing of power, data and control cables in light-, medium- and heavy-duty commercial buildings, industrial and OEM applications.			
Energy model used	Manufacturing	Installation	Use	End of life
	Manufacturing plant: Mora, Sweden	Electricity grid mix 1kV-60kV; AC. consumption mix, at consumer; 1kV - 60kV; SE	Electricity grid mix 1kV-60kV; AC. consumption mix, at consumer; 1kV - 60kV; SE	Electricity grid mix 1kV-60kV; AC. consumption mix, at consumer; 1kV - 60kV; SE

Compulsory indicators	DEFEM MESH TRAY - 1149102, 1149156, 1149253, 1149180, 1149123, 1149155, 1149184						
	Impact indicators	Unit	Total	Manufacturing	Distribution	Installation	Use
Contribution to mineral resources depletion	kg Sb eq	2.33E-06	2.29E-06	2.53E-08	0*	0*	1.44E-08
Contribution to the soil and water acidification	kg SO ₂ eq	3.94E-02	3.51E-02	2.89E-03	0*	0*	1.39E-03
Contribution to water eutrophication	kg PO ₄ ³⁻ eq	3.57E-03	2.58E-03	6.66E-04	2.98E-06	0*	3.27E-04
Contribution to global warming	kg CO ₂ eq	1.42E+01	1.32E+01	6.33E-01	1.54E-03	0*	4.51E-01
Contribution to ozone layer depletion	kg CFC11 eq	3.21E-08	1.94E-09	1.28E-09	3.85E-12	0*	2.89E-08
Contribution to photochemical oxidation	kg C ₂ H ₄ eq	5.37E-03	5.02E-03	2.06E-04	0*	0*	1.51E-04
Resources use	Unit	Total	Manufacturing	Distribution	Installation	Use	End of Life
Net use of freshwater	m ³	1.33E-01	1.33E-01	5.66E-05	0*	0*	5.51E-04
Total Primary Energy	MJ	5.57E+02	5.41E+02	8.95E+00	0*	0*	7.02E+00



Optional indicators	DEFEM MESH TRAY - 1149102, 1149156, 1149253, 1149180, 1149123, 1149155, 1149184						
Impact indicators	Unit	Total	Manufacturing	Distribution	Installation	Use	End of Life
Contribution to fossil resources depletion	MJ	1.43E+02	1.28E+02	8.89E+00	0*	0*	5.64E+00
Contribution to air pollution	m ³	2.29E+03	2.22E+03	2.69E+01	0*	0*	4.95E+01
Contribution to water pollution	m ³	2.22E+02	6.45E+01	1.04E+02	8.26E-02	0*	5.29E+01
Resources use	Unit	Total	Manufacturing	Distribution	Installation	Use	End of Life
Use of secondary material	kg	1.87E+00	1.87E+00	0*	0*	0*	0*
Total use of renewable primary energy resources	MJ	1.40E-01	1.20E-01	1.19E-02	0*	0*	7.88E-03
Total use of non-renewable primary energy resources	MJ	5.57E+02	5.41E+02	8.94E+00	0*	0*	7.02E+00
Use of renewable primary energy excluding renewable primary energy used as raw material	MJ	1.38E-01	1.19E-01	1.19E-02	0*	0*	7.88E-03
Use of renewable primary energy resources used as raw material	MJ	1.12E-03	1.12E-03	0*	0*	0*	0*
Use of nonrenewable primary energy excluding nonrenewable primary energy used as raw material	MJ	5.57E+02	5.41E+02	8.94E+00	0*	0*	7.02E+00
Use of nonrenewable primary energy resources used as raw material	MJ	8.52E-03	8.52E-03	0*	0*	0*	0*
Use of nonrenewable secondary fuels	MJ	0.00E+00	0*	0*	0*	0*	0*
Use of renewable secondary fuels	MJ	0.00E+00	0*	0*	0*	0*	0*
Waste categories	Unit	Total	Manufacturing	Distribution	Installation	Use	End of Life
Hazardous waste disposed	kg	5.22E+00	6.46E-02	0*	0*	0*	5.16E+00
Non hazardous waste disposed	kg	2.13E-01	1.68E-01	2.25E-02	1.12E-03	0*	2.17E-02
Radioactive waste disposed	kg	5.73E-05	8.03E-06	1.60E-05	0*	0*	3.32E-05
Other environmental information	Unit	Total	Manufacturing	Distribution	Installation	Use	End of Life
Materials for recycling	kg	5.04E+00	4.78E-01	0*	0*	0*	4.56E+00
Components for reuse	kg	0.00E+00	0*	0*	0*	0*	0*
Materials for energy recovery	kg	1.64E-04	0*	0*	1.64E-04	0*	0*
Exported Energy	MJ	8.44E-06	3.33E-07	0*	8.11E-06	0*	0*

* represents less than 0.01% of the total life cycle of the reference flow

**Life cycle assessment performed with EIME version EIME v5.8.0, database version 2016-11 in compliance with ISO14044.

The manufacturing phase is the life cycle phase which has the greatest impact on the majority of environmental indicators (based on compulsory indicators).

Please note that the values given above are only valid within the context specified and cannot be used directly to draw up the environmental assessment of an installation.



Registration number	ENVPEP1901004_V1	Drafting rules	PCR-ed3-EN-2015 04 02
Date of issue	02/2019	Supplemented by	PSR-0003-ed1.1-EN-2015 10 16
Validity period	5 years	Information and reference documents	www.pep-ecopassport.org
Independent verification of the declaration and data			
Internal	X	External	
The elements of the present PEP cannot be compared with elements from another program.			
Document in compliance with ISO 14021:2016 « Environmental labels and declarations - Self-declared environmental claims (Type II environmental labelling) »			

**LCA performed by Schneider Electric before the carve out.

Wibe Group HQ
AB Wibe
Wibevägen 1
BOX 401
792 36 Mora
Sweden
www.wibe-group.com